

40x40x10 mm

San Ace 40 9P type   



General Specifications

- Material Frame: Plastic (Flammability: UL 94V-0), Impeller: Plastic (Flammability: UL 94V-1)
- Expected life See the table below. (L10 life: 90% survival rate for continuous operation in free air at 60°C, rated voltage) Expected life at 40°C is for reference only.
- Motor protection function Locked rotor burnout protection, Reverse polarity protection
For details, please refer to p. 614.
- Dielectric strength 50/60 Hz, 500 VAC, for 1 minute (between lead wire conductors and frame)
- Insulation resistance 10 MΩ min. at 500 VDC (between lead wire conductors and frame)
- Sound pressure level (SPL) A-weighted sound pressure level (SPL) at 1 m away from the air inlet.
- Storage temperature -30 to +70°C (Non-condensing)
- Lead wire ⊕Red ⊖Black or Blue Sensor Yellow
- Mass 19 g

Specifications

The models listed below **have ribs and a pulse sensor.**

Model no.	Rated voltage [V]	Operating voltage range [V]	Rated current [A]	Rated input [W]	Rated speed [min ⁻¹]	Max. airflow [m ³ /min] [CFM]	Max. static pressure [Pa] [inchH ₂ O]	SPL [dB (A)]	Operating temperature [°C]	Expected life [h]
▶▶ 109P0405H901	5	4.5 to 5.5	0.16	0.8	6200	0.15 5.3	41.2 0.165	25	-10 to +60	40000/60°C (70000/40°C)
▶▶ 109P0405M901			0.11	0.55	5000	0.12 4.2	27 0.108	21		
▶▶ 109P0412H901	12	7 to 13.2	0.07	0.84	6200	0.15 5.3	41.2 0.165	25		
▶▶ 109P0412M901			0.06	0.72	5000	0.12 4.2	27 0.108	21		
▶▶ 109P0424H901	24	20.4 to 27.6	0.04	0.96	6200	0.15 5.3	41.2 0.165	25		

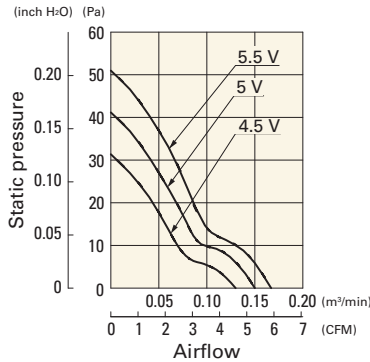
Note 1: Sensor and control options are available for selection. Refer to the table on p. 639.

Note 2: The ▶▶ mark indicates Short LeadTime Service applicable models. See p. 668 for details.

Airflow - Static Pressure Characteristics

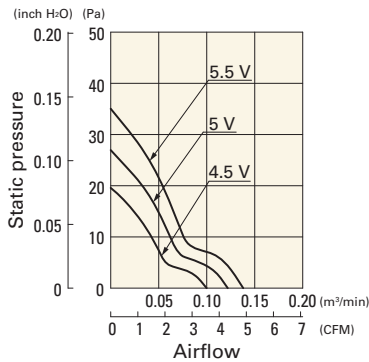
109P0405H901 With pulse sensor

Operating voltage range



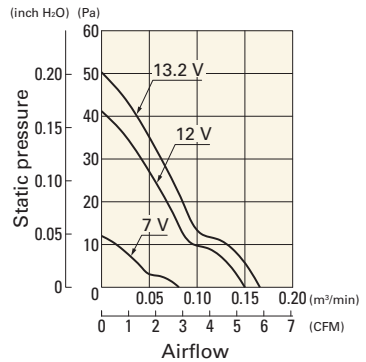
109P0405M901 With pulse sensor

Operating voltage range



109P0412H901 With pulse sensor

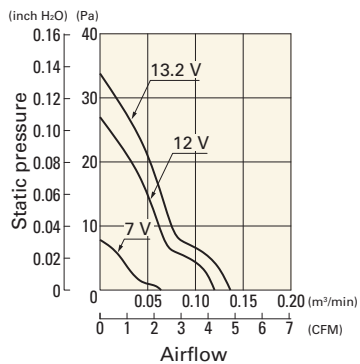
Operating voltage range



Airflow - Static Pressure Characteristics

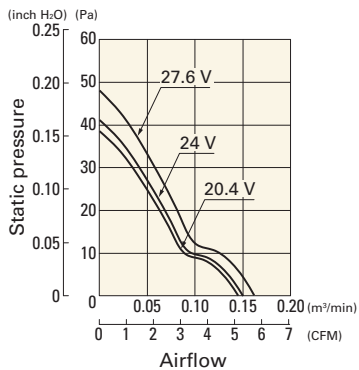
109P0412M901 With pulse sensor

Operating voltage range

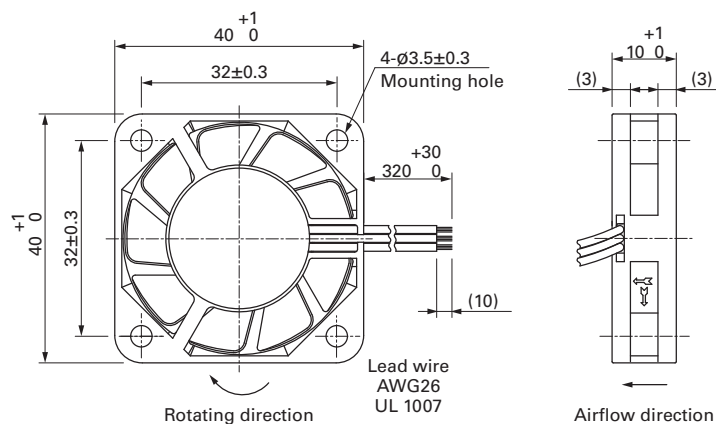


109P0424H901 With pulse sensor

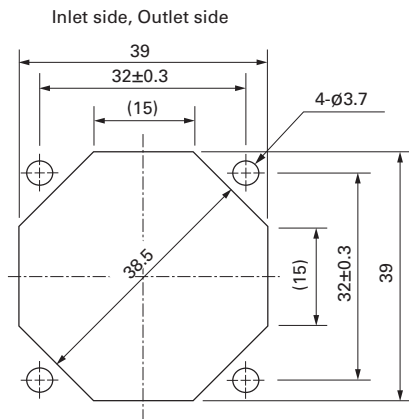
Operating voltage range



Dimensions (unit: mm)



Reference Dimensions of Mounting Holes and Vent Opening (unit: mm)



Options

Finger guards

page: p. 598

Model no.: 109-059, 109-059H