



92x92x38 mm

San Ace 92 9GV type

General Specifications

- Material Frame: Plastic (Flammability: UL 94V-0), Impeller: Plastic (Flammability: UL 94V-1)
- Expected life See the table below. (L10 life: 90% survival rate for continuous operation in free air at 60°C, rated voltage) Expected life at 40°C is for reference only.
- Motor protection function Locked rotor burnout protection, Reverse polarity protection
For details, please refer to p. 614.
- Dielectric strength 50/60 Hz, 500 VAC, for 1 minute (between lead wire conductors and frame)
- Insulation resistance 10 MΩ min. at 500 VDC (between lead wire conductors and frame)
- Sound pressure level (SPL) A-weighted sound pressure level (SPL) at 1 m away from the air inlet.
- Storage temperature -30 to +70°C (Non-condensing)
- Lead wire ⊕Red ⊖Black Sensor Yellow Control Brown
- Mass 250 g

Specifications

The models listed below **have ribs and a pulse sensor with PWM control**. For models without ribs, append "1" to the end of model numbers.

Model no.	Rated voltage [V]	Operating voltage range [V]	PWM duty cycle [%]	Rated current [A]	Rated input [W]	Rated speed [min ⁻¹]	Max. airflow [m ³ /min] [CFM]	Max. static pressure [Pa] [inchH ₂ O]	SPL [dB (A)]	Operating temperature [°C]	Expected life [h]	
9GV0912P1G03	12	10.8 to 13.2	100	4.1	49.2	9000	5.35 189.0	430.0 1.73	68	-20 to +70	40000/60°C (70000/40°C)	
			0	0.33	4.0	2900	1.72 60.8	44.6 0.18	37			
9GV0912P1H03		10.2 to 13.8	100	3.5	42.0	8500	5.05 178.0	385.0 1.55	64	-20 to +70		
			0	0.29	3.5	2700	1.6 56.5	38.8 0.16	34			
9GV0912P1F03		48	40.8 to 55.2	100	1.9	22.8	7000	4.15 146.6	261 1.05	59		-10 to +70
				0	0.16	1.92	2200	1.3 45.9	25.7 0.1	31		
9GV0948P1H03	100		0.82	39.4	8500	5.05 178.0	385.0 1.55	64	-20 to +70			
			0	0.14	6.7	4000	2.37 83.7	85.2 0.34		45		
9GV0948P1F03	100		0.48	23.04	7000	4.15 146.6	261 1.05	59	-10 to +70			
			0	0.12	5.76	3500	2.07 73.1	65.2 0.26		42		

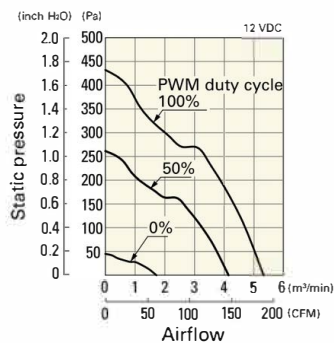
* PWM frequency is 25 kHz. Models without ratings for 0% PWM duty cycle have zero speed at 0%. When control terminal is open, speed is the same as at 100% duty cycle.

Note: Sensor and control options are available for selection. Refer to the table on p. 646.

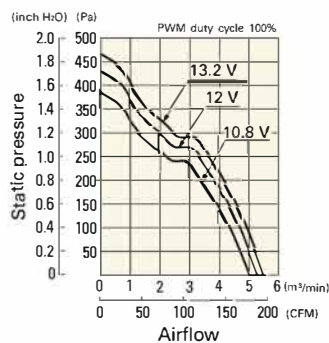
Airflow - Static Pressure Characteristics / PWM Duty - Speed Characteristics Example

9GV0912P1G03 With pulse sensor with PWM control

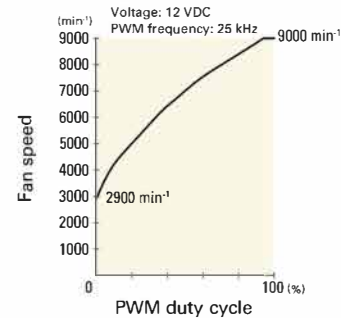
PWM duty cycle



Operating voltage range



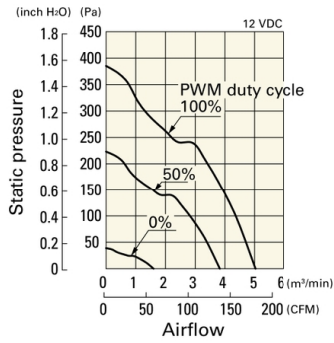
PWM duty - Speed characteristics example



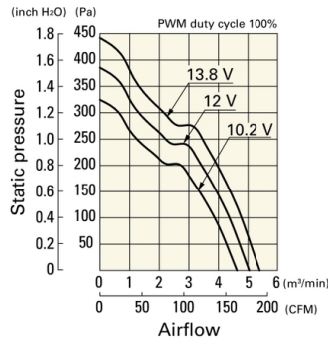
Airflow - Static Pressure Characteristics / PWM Duty - Speed Characteristics Example

9GV0912P1H03 With pulse sensor with PWM control

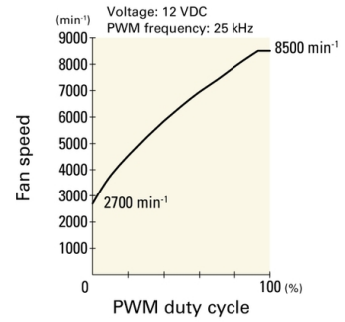
PWM duty cycle



Operating voltage range

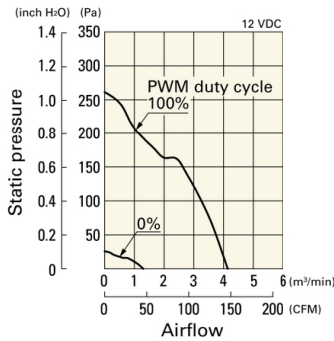


PWM duty - Speed characteristics example

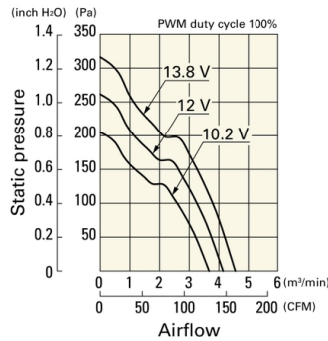


9GV0912P1F03 With pulse sensor with PWM control

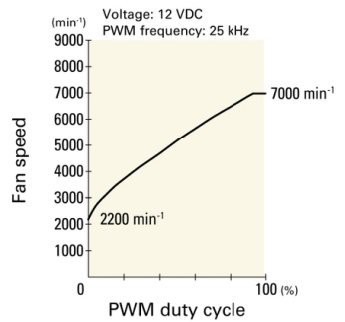
PWM duty cycle



Operating voltage range

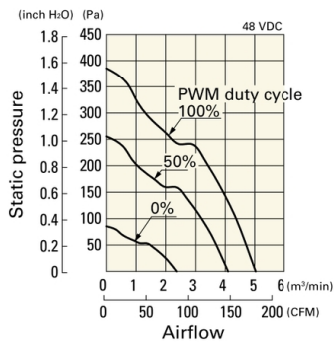


PWM duty - Speed characteristics example

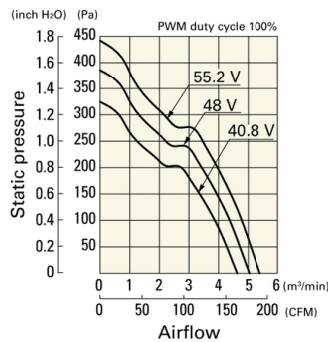


9GV0948P1H03 With pulse sensor with PWM control

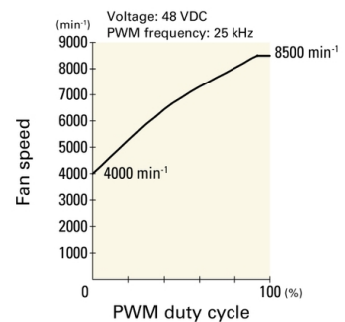
PWM duty cycle



Operating voltage range

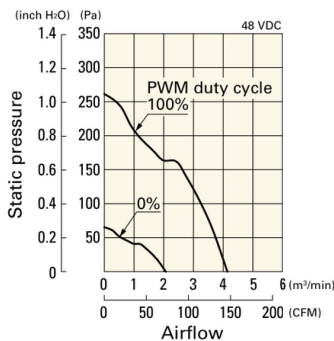


PWM duty - Speed characteristics example

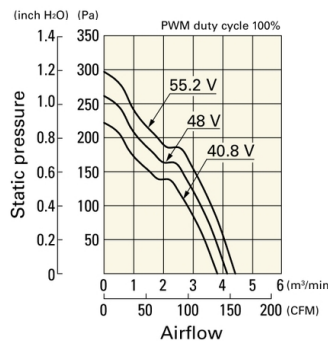


9GV0948P1F03 With pulse sensor with PWM control

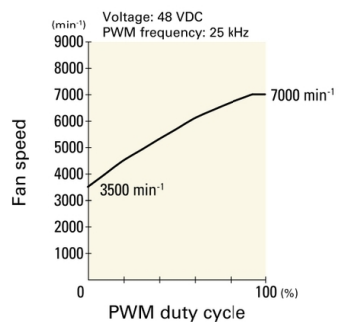
PWM duty cycle



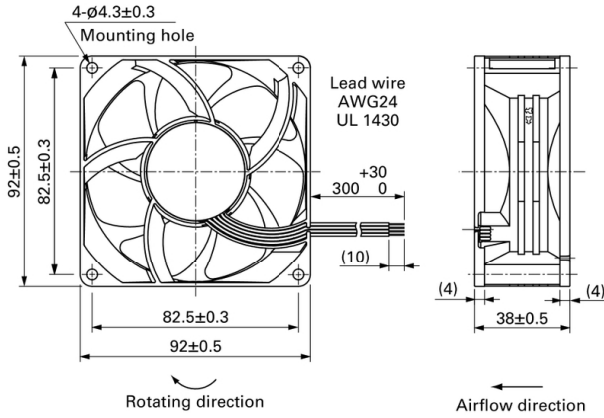
Operating voltage range



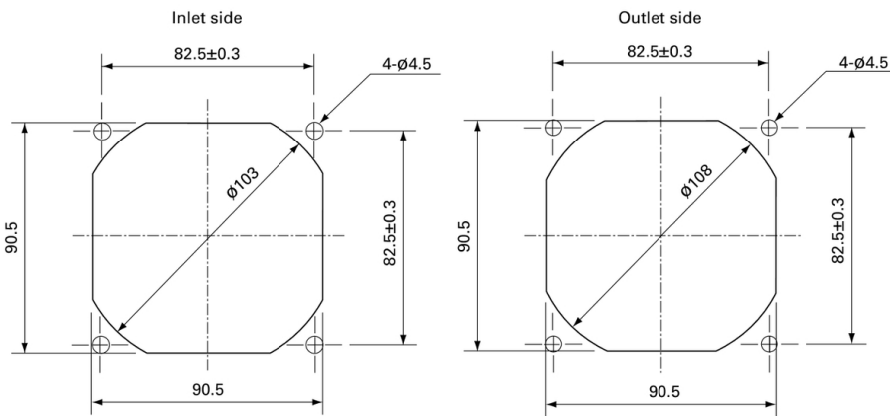
PWM duty - Speed characteristics example



Dimensions (unit: mm) (With ribs)



Reference Dimensions of Mounting Holes and Vent Opening (unit: mm)



Options

Finger guards page: p. 598

Model no.: 109-099E, 109-099H

Resin finger guards page: p. 605

Model no.: 109-1001G

Resin filter kits page: p. 606

Model no.: 109-1001F13 (13PPI), 109-1001F20 (20PPI),
109-1001F30 (30PPI), 109-1001F40 (40PPI)