



# 92x92x38 mm

San Ace 92 9HV type

## General Specifications

- Material ..... Frame: Plastic (Flammability: UL 94V-0), Impeller: Plastic (Flammability: UL 94V-1)
- Expected life ..... See the table below. (L10 life: 90% survival rate for continuous operation in free air at 60°C, rated voltage) Expected life at 40°C is for reference only.
- Motor protection function ..... Locked rotor burnout protection, Reverse polarity protection  
For details, please refer to p. 614.
- Dielectric strength ..... 50/60 Hz, 500 VAC, for 1 minute (between lead wire conductors and frame)
- Insulation resistance ..... 10 MΩ min. at 500 VDC (between lead wire conductors and frame)
- Sound pressure level (SPL) ..... A-weighted sound pressure level (SPL) at 1 m away from the air inlet.
- Storage temperature ..... -30 to +70°C (Non-condensing)
- Lead wire ..... ⊕Red ⊖Black Sensor Yellow Control Brown
- Mass ..... 250 g

## Specifications

The models listed below **have ribs and a pulse sensor with PWM control**. For models without ribs, append "1" to the end of model numbers.

Model no.	Rated voltage [V]	Operating voltage range [V]	PWM duty cycle* [%]	Rated current [A]	Rated input [W]	Rated speed [min <sup>-1</sup> ]	Max. airflow [m <sup>3</sup> /min] [CFM]	Max. static pressure [Pa] [inchH <sub>2</sub> O]	SPL [dB (A)]	Operating temperature [°C]	Expected life [h]
9HV0912P1G001	12	8 to 12.6	100	5.2	62.4	14900	5.1 180	1100 4.42	72	-20 to +70	40000/60°C (70000/40°C)
			0	0.8	9.6	4500	1.54 54.4	160 0.64	44		
9HV0924P1G001	24	20.4 to 27.6	100	2.50	60.0	14900	5.1 180	1100 4.42	72		
			0	0.34	8.16	4500	1.54 54.4	160 0.64	44		
9HV0948P1G001	48	36 to 60	100	1.2	57.6	14900	5.1 180	1100 4.42	72		
			0	0.15	7.2	4500	1.54 54.4	160 0.64	44		

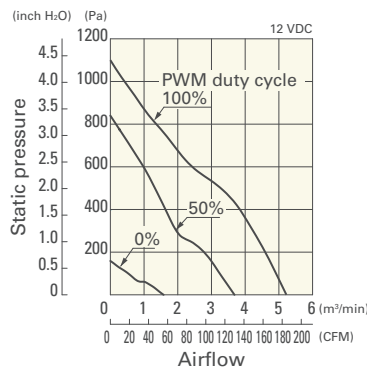
\* PWM frequency is 25 kHz. Models without ratings for 0% PWM duty cycle have zero speed at 0%. When control terminal is open, speed is the same as at 100% duty cycle.

Note: The mark indicates Short Lead Time Service applicable models. See p. 668 for details.

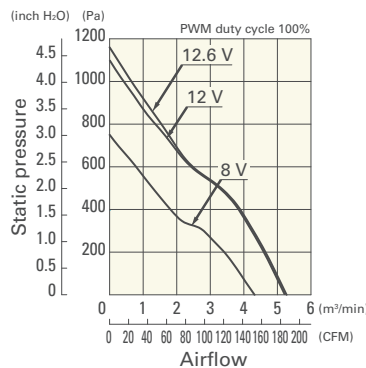
## Airflow - Static Pressure Characteristics / PWM Duty - Speed Characteristics Example

**9HV0912P1G001** With pulse sensor with PWM control

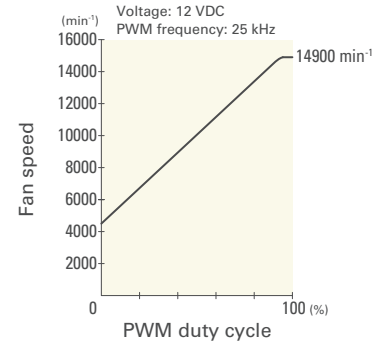
PWM duty cycle



Operating voltage range



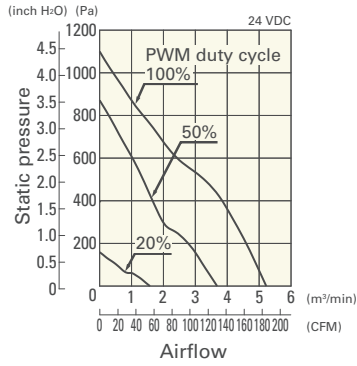
PWM duty - Speed characteristics example



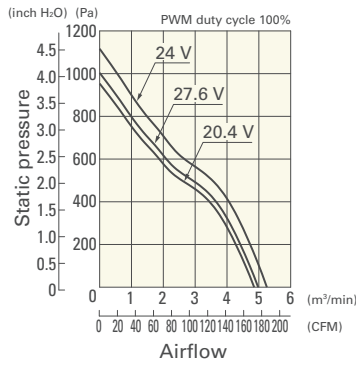
**Airflow - Static Pressure Characteristics / PWM Duty - Speed Characteristics Example**

**9HV0924P1G001** With pulse sensor with PWM control

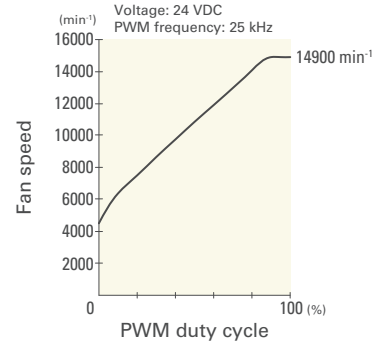
PWM duty cycle



Operating voltage range

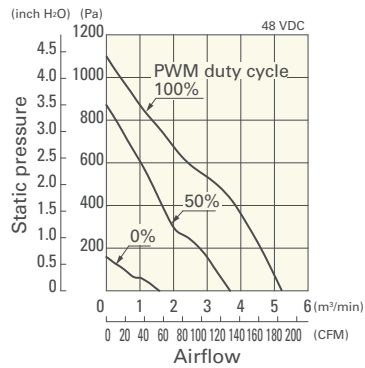


PWM duty - Speed characteristics example

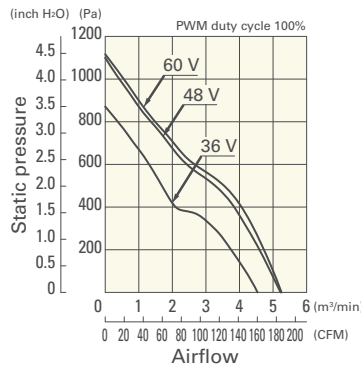


**9HV0948P1G001** With pulse sensor with PWM control

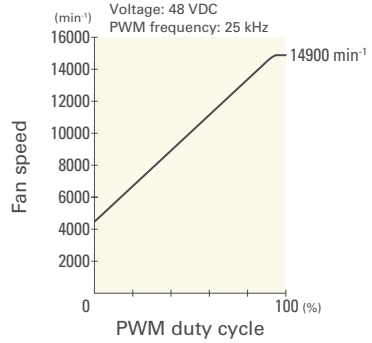
PWM duty cycle



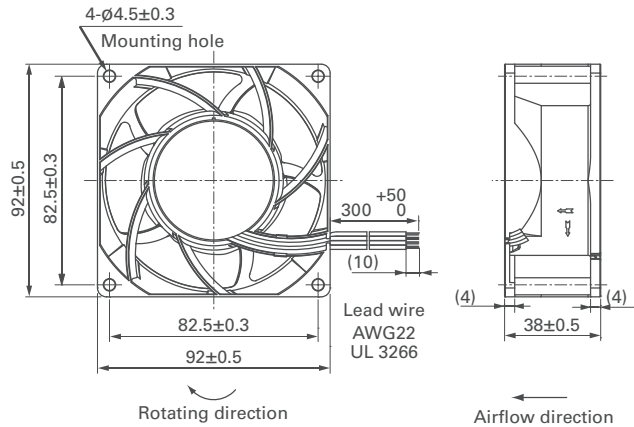
Operating voltage range



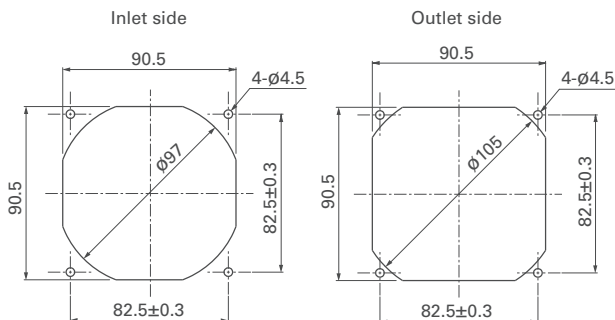
PWM duty - Speed characteristics example



**Dimensions (unit: mm)** (With ribs)



**Reference Dimensions of Mounting Holes and Vent Opening (unit: mm)**



## Options

---

### Finger guards

page: p. 598

Model no.: 109-099E, 109-099H

### Resin finger guards

page: p. 605

Model no.: 109-1001G

### Resin filter kits

page: p. 606

Model no.: 109-1001F13 (13PPI), 109-1001F20 (20PPI),  
109-1001F30 (30PPI), 109-1001F40 (40PPI)