



# 92x92x38 mm

San Ace 92L 9LG type

## General Specifications

- Material ..... Frame: Aluminum, Impeller: Plastic (Flammability: UL 94V-1)
- Expected life ..... See the table below. (L10 life: 90% survival rate for continuous operation in free air at 60°C, rated voltage) Expected life at 40°C is for reference only.
- Motor protection function ..... Locked rotor burnout protection, Reverse polarity protection For details, please refer to p. 614.
- Dielectric strength ..... 50/60 Hz, 500 VAC, for 1 minute (between lead wire conductors and frame)
- Insulation resistance ..... 10 MΩ min. at 500 VDC (between lead wire conductors and frame)
- Sound pressure level (SPL) ..... A-weighted sound pressure level (SPL) at 1 m away from the air inlet.
- Storage temperature ..... -30 to +70°C (Non-condensing)
- Lead wire ..... ⊕Red ⊖Black  Sensor  Yellow  Control  Brown
- Mass ..... 270 g

## Specifications

The models listed below **have a pulse sensor with PWM control.**

Model no.	Rated voltage [V]	Operating voltage range [V]	PWM duty cycle* [%]	Rated current [A]	Rated input [W]	Rated speed [min <sup>-1</sup> ]	Max. airflow [m <sup>3</sup> /min] [CFM]	Max. static pressure [Pa] [inchH <sub>2</sub> O]	SPL [dB (A)]	Operating temperature [°C]	Expected life [h]
9LG0912P1H001	12	10.2 to 13.8	100	2.0	24.0	9000	3.7 130.6	430 1.72	61	-20 to +70	180000/60°C (215000/40°C)
			20	0.18	2.16	2700	1.11 39.1	38.7 0.15	30		
9LG0912P1F001			100	1.0	12.0	7000	2.9 102.4	263 1.05	55		
			20	0.11	1.32	2000	0.83 29.3	21.5 0.08	22		
9LG0924P1H001	24	20.4 to 27.6	100	0.9	21.6	9000	3.7 130.6	430 1.72	61		
			20	0.08	1.92	2700	1.11 39.1	38.7 0.15	30		
9LG0924P1F001			100	0.5	12.0	7000	2.9 102.4	263 1.05	55		
			20	0.06	1.44	2000	0.83 29.3	21.5 0.08	22		

\* PWM frequency is 25 kHz. Models without ratings for 0% PWM duty cycle have zero speed at 0%. When control terminal is open, speed is the same as at 100% duty cycle.

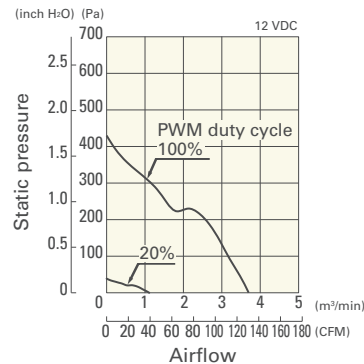
Note 1: Sensor and control options are available for selection. Refer to the table on p. 648.

Note 2: The mark indicates Short Lead Time Service applicable models. See p. 668 for details.

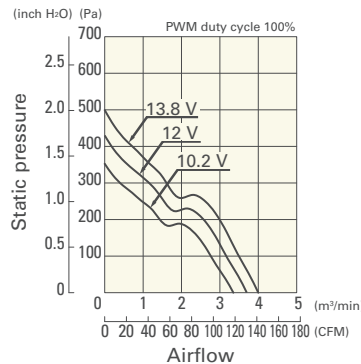
## Airflow - Static Pressure Characteristics / PWM Duty - Speed Characteristics Example

9LG0912P1H001 With pulse sensor with PWM control

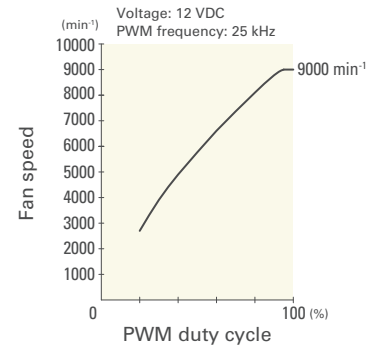
PWM duty cycle



Operating voltage range



PWM duty - Speed characteristics example

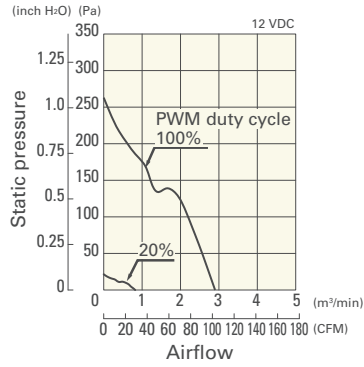


DC  
Long Life Fan 92 mm sq.

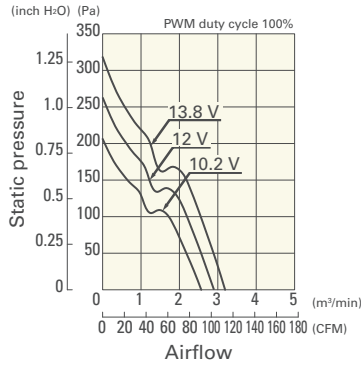
## Airflow - Static Pressure Characteristics / PWM Duty - Speed Characteristics Example

**9LG0912P1F001** With pulse sensor with PWM control

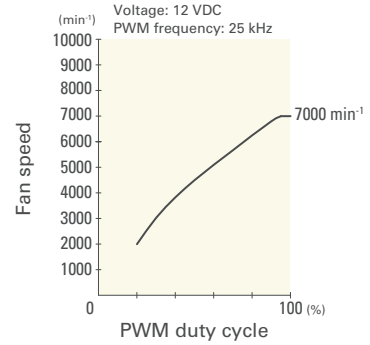
PWM duty cycle



Operating voltage range

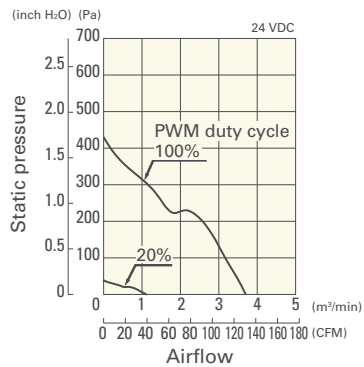


PWM duty - Speed characteristics example

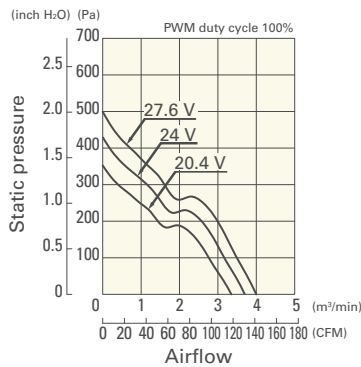


**9LG0924P1H001** With pulse sensor with PWM control

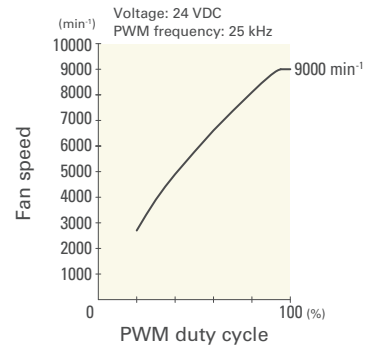
PWM duty cycle



Operating voltage range

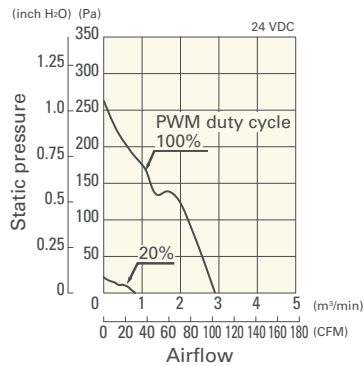


PWM duty - Speed characteristics example

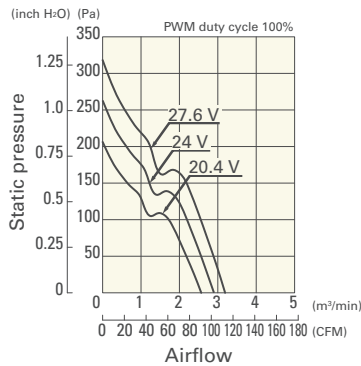


**9LG0924P1F001** With pulse sensor with PWM control

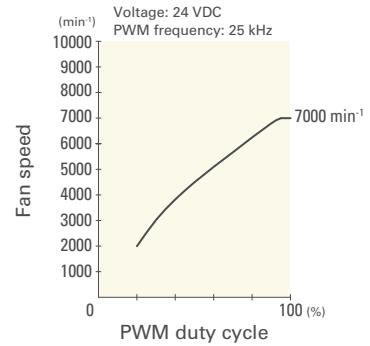
PWM duty cycle



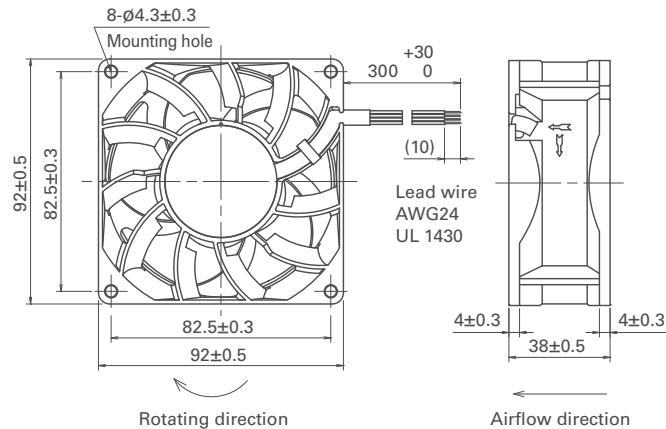
Operating voltage range



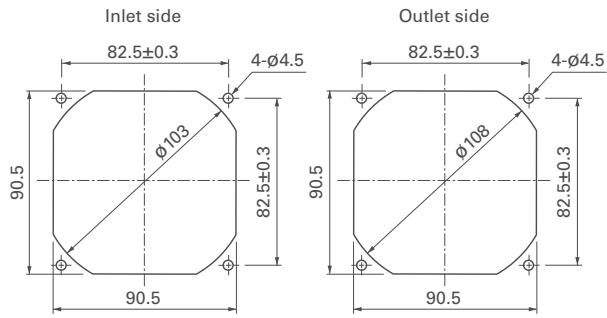
PWM duty - Speed characteristics example



## Dimensions (unit: mm)



## Reference Dimensions of Mounting Holes and Vent Opening (unit: mm)



## Options

### Finger guards

page: p. 598

Model no.: 109-099E, 109-099H

### Resin finger guards

page: p. 605

Model no.: 109-1001G

### Resin filter kits

page: p. 606

Model no.: 109-1001F13 (13PPI), 109-1001F20 (20PPI),  
109-1001F30 (30PPI), 109-1001F40 (40PPI)