

92x92x25 mm

San Ace 92 9S type Silent Fan 



General Specifications

- Material Frame: Plastic (Flammability: UL 94V-0), Impeller: Plastic (Flammability: UL 94V-1)
- Expected life See the table below. (L10 life: 90% survival rate for continuous operation in free air at 60°C, rated voltage)
Expected life at 40°C is for reference only.
- Motor protection function Locked rotor burnout protection, Reverse polarity protection
For details, please refer to p. 614.
- Dielectric strength 50/60 Hz, 500 VAC, for 1 minute (between lead wire conductors and frame)
- Insulation resistance 10 MΩ min. at 500 VDC (between lead wire conductors and frame)
- Sound pressure level (SPL) A-weighted sound pressure level (SPL) at 1 m away from the air inlet.
- Storage temperature -30 to +70°C (Non-condensing)
- Lead wire ⊕Red ⊖Black Sensor Yellow
- Mass 100 g

Specifications

The models listed below **have ribs and a pulse sensor**. For models without ribs, append "1" to the end of model numbers.

Model no.	Rated voltage [V]	Operating voltage range [V]	Rated current [A]	Rated input [W]	Rated speed [min ⁻¹]	Max. airflow [m ³ /min] [CFM]	Max. static pressure [Pa] [inchH ₂ O]	SPL [dB (A)]	Operating temperature [°C]	Expected life [h]
9S0912F401	12	6 to 13.8	0.14	1.68	2650	1.26 44.5	30.0 0.12	27	-10 to +70	40000/60°C (70000/40°C)
9S0912M401			0.11	1.32	2250	1.07 37.8	21.6 0.087	22		
9S0912L401		7 to 13.8	0.07	0.84	1750	0.83 29.3	13.1 0.053	17		
9S0924F401	24	14 to 26.4	0.09	2.16	2650	1.26 44.5	30.0 0.12	27		
9S0924M401			0.07	1.68	2250	1.07 37.8	21.6 0.087	22		
9S0924L401			0.04	0.96	1750	0.83 29.3	13.1 0.053	17		

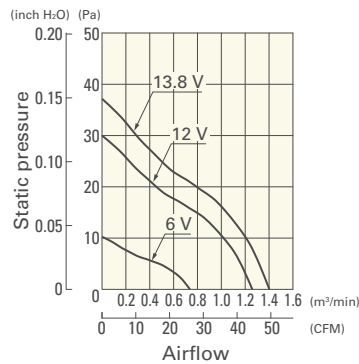
Note 1: Sensor and control options are available for selection. Refer to the table on p. 653.

Note 2: The  mark indicates Short LeadTime Service applicable models. See p. 668 for details.

Airflow - Static Pressure Characteristics

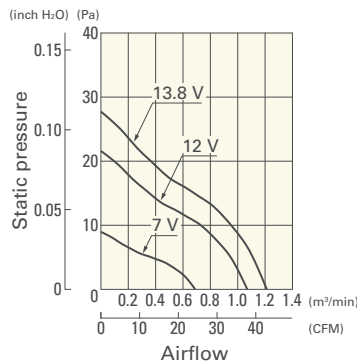
9S0912F401 With pulse sensor

Operating voltage range



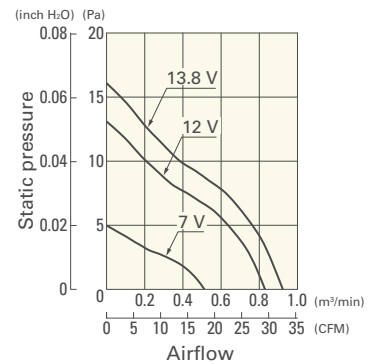
9S0912M401 With pulse sensor

Operating voltage range



9S0912L401 With pulse sensor

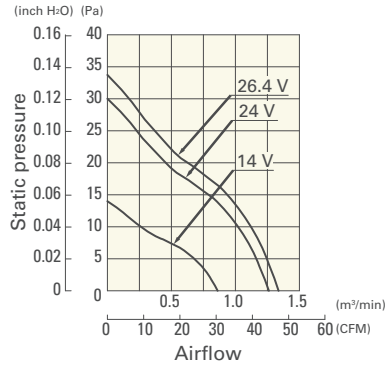
Operating voltage range



Airflow - Static Pressure Characteristics

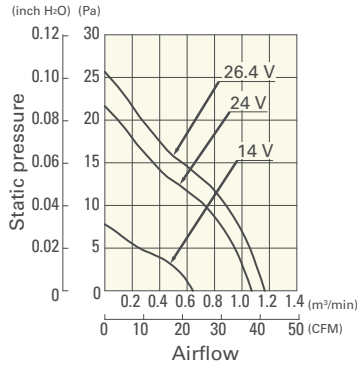
9S0924F401 With pulse sensor

Operating voltage range



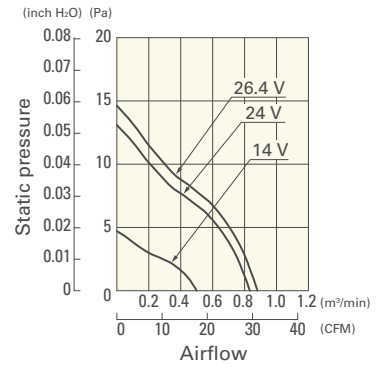
9S0924M401 With pulse sensor

Operating voltage range

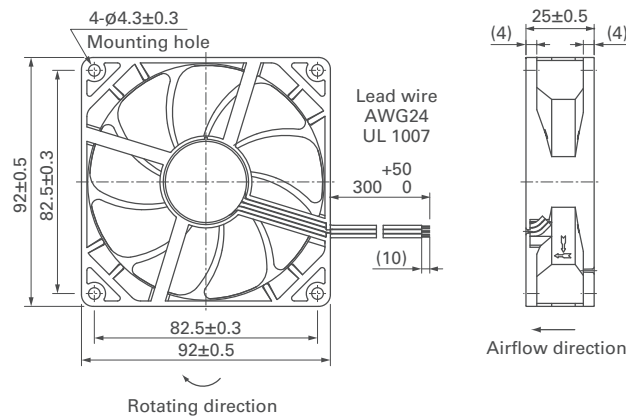


9S0924L401 With pulse sensor

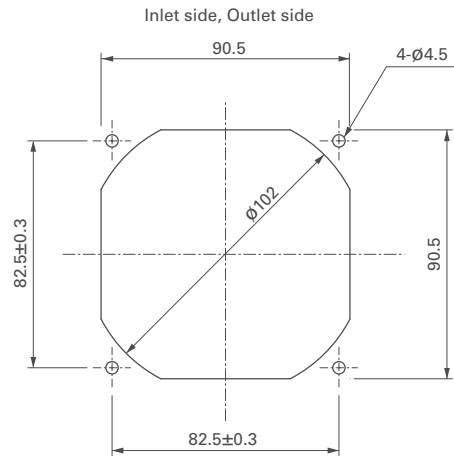
Operating voltage range



Dimensions (unit: mm) (With ribs)



Reference Dimensions of Mounting Holes and Vent Opening (unit: mm)



Options

Finger guards

page: p. 598

Model no.: 109-099E, 109-099H

Resin finger guards

page: p. 605

Model no.: 109-1001G

Resin filter kits

page: p. 606

Model no.: 109-1001F13 (13PPI), 109-1001F20 (20PPI),
109-1001F30 (30PPI), 109-1001F40 (40PPI)