

60×60×15 mm

San Ace 60WF 9WF type    



Oil Proof Fan 60 mm sq. DC

General Specifications

- Material Frame: Plastic (Flammability: UL 94V-0), Impeller: Plastic (Flammability: UL 94V-0)
- Expected life See the table below. (L10 life: 90% survival rate for continuous operation in free air at 60°C, rated voltage) Expected life at 40°C is for reference only.
- Motor protection function Locked rotor burnout protection, Reverse polarity protection
For details, please refer to p. 614.
- Dielectric strength 50/60 Hz, 500 VAC, for 1 minute (between lead wire conductors and frame)
- Insulation resistance 10 MΩ min. at 500 VDC (between lead wire conductors and frame)
- Sound pressure level (SPL) A-weighted sound pressure level (SPL) at 1 m away from the air inlet.
- Storage temperature -30 to +70°C (Non-condensing)
- Lead wire ⊕Red ⊖Black Sensor Yellow
- Mass 62 g

This fan can be used in environments with oil mist.*

* Environment where cutting oil creates oil mist. Conduct a product evaluation with the type of oil to be used.

Specifications

The models listed below **have ribs and a pulse sensor.**

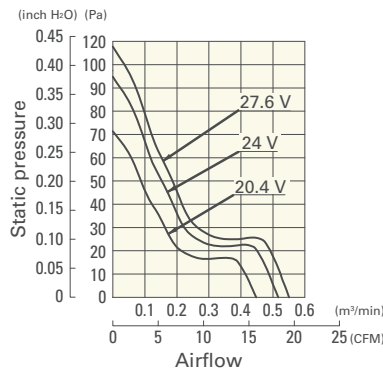
Model no.	Rated voltage [V]	Operating voltage range [V]	Rated current [A]	Rated input [W]	Rated speed [min ⁻¹]	Max. airflow [m ³ /min] [CFM]	Max. static pressure [Pa] [inchH ₂ O]	SPL [dB (A)]	Operating temperature [°C]	Expected life [h]
9WF0624H701	24	20.4 to 27.6	0.12	2.88	6800	0.52 18.3	95 0.38	44	-20 to +70	40000/60°C (70000/40°C)

Note: Sensor and control options are available for selection. Refer to the table on p. 654.

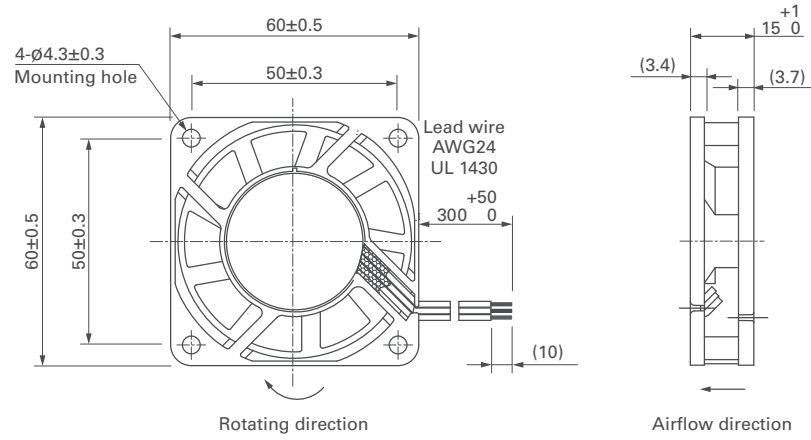
Airflow - Static Pressure Characteristics

9WF0624H701 With pulse sensor

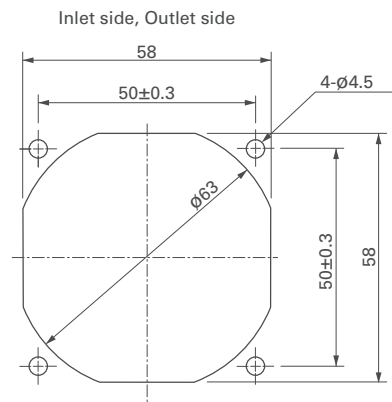
Operating voltage range



Dimensions (unit: mm)



Reference Dimensions of Mounting Holes and Vent Opening (unit: mm)



Options

Finger guards

page: p. 598

Model no.: 109-139E, 109-139H

DC
Oil Proof Fan 60 mm sq.