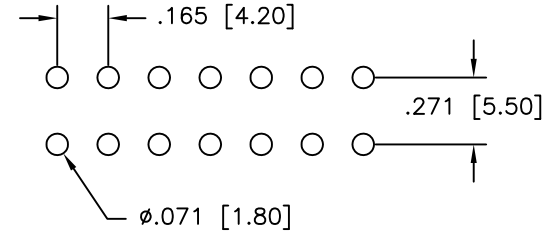
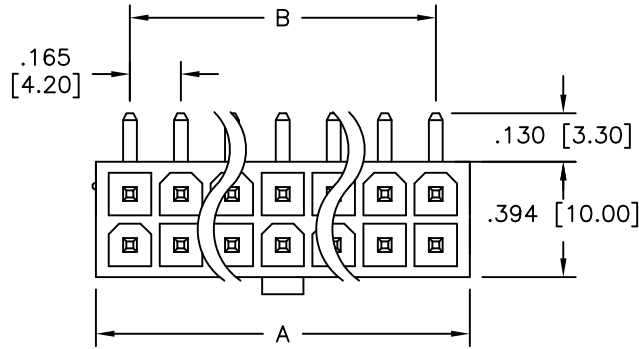
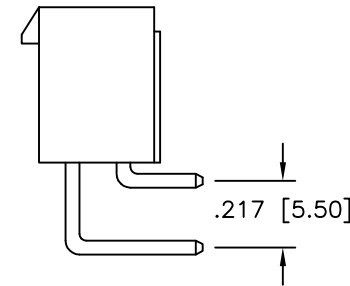
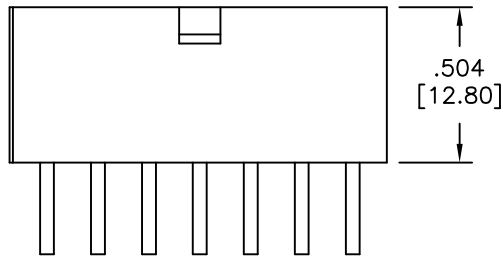


APPROVED: _____
 DATE: _____ TITLE: _____

Rev	AWO #	Description	Date	Appr
-		RELEASED	8/19/04	
A		REVISED PCB LAYOUT	12/18/08	



RECOMMENDED PCB LAYOUT



CURRENT	CIRCUITS			
	2	4~6	8~10	12~24
9 A	8 A	7 A	6 A	
7 A	6 A	5 A	5 A	
5 A	4 A	4 A	4 A	
4 A	3 A	3 A	3 A	

SPECIFICATIONS:

Material:
 Insulator: Nylon 66, rated UL 94V-2

Insulator color: Natural
 Contact: Brass, Tin plated

Electrical:
 Operating voltage: 600 VAC RMS. max
 Current rating: / Circuit (See Chart)
 Insulation resistance: 1000 Mohms min @ 500 VDC
 Dielectric withstanding voltage: 1500 VAC for 1 minute

Temperature Rating:
 Operating temperature: -25°C to +120°C

Environmental:
 Recommended Soldering Temp: 235°C for 5 Sec.

Lead free, RoHS compliant.



$A = .165 [4.20] \times \text{No. of Spaces} + .213 [5.40]$
 $B = .165 [4.20] \times \text{No. of Spaces}$

UNLESS OTHERWISE SPECIFIED ALL DIMENSIONS ARE MM [INCHES] TOLERANCES: EXCEPT AS NOTED		ADAM TECH 909 Rahway Avenue, Union, NJ 07083 Phone: 908-687-5000 Fax: 908-687-5710	
INCHES HOLES .X ± .10 Ø.X ± .10 .XX ± .020 Ø.XX ± .015 .XXX ± .015 Ø.XXX ± .010			
APPROVALS		TITLE RIGHT ANGLE HOUSING, MALE TERMINAL PCB MOUNT	
DRAWN	SS	DATE	8/19/04
CHECKED		SIZE	X
APPROVED		PART NO.	DMF-XX-R-N
REF: S00016T		SCALE: NTS	SHEET 1 OF 2

6

5

4

3

2

1

D

D

C

C

B

B

A

A

6

5

4

3

2

1

6

5

4

3

2

1

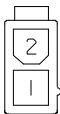
APPROVED: _____

DATE: _____ TITLE: _____

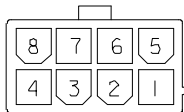
Rev	AWO #	Description	Date	Appr
-----	-------	-------------	------	------

SEE SHT 1 OF 2 FOR REVISION

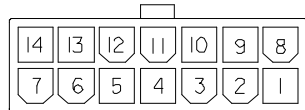
2 POSITION



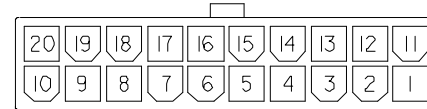
8 POSITION



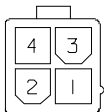
14 POSITION



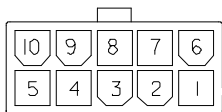
20 POSITION



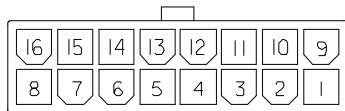
4 POSITION



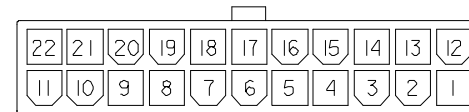
10 POSITION



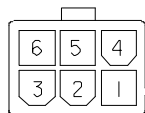
16 POSITION



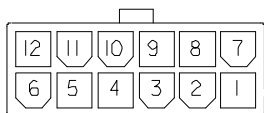
22 POSITION



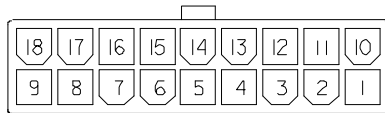
6 POSITION



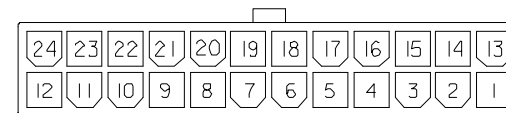
12 POSITION



18 POSITION



24 POSITION



UNLESS OTHERWISE SPECIFIED
 ALL DIMENSIONS ARE MM [INCHES]
 TOLERANCES: EXCEPT AS NOTED

.X	± .10	∅.X	± .10
.XX	± .020	∅.XX	± .015
.XXX	± .015	∅.XXX	± .010

ADAM TECH

909 Rahway Avenue, Union, NJ 07083
 Phone: 908-687-5000 Fax: 908-687-5710

TITLE
 RIGHT ANGLE HOUSING, MALE TERMINAL
 PCB MOUNT

APPROVALS		DATE
DRAWN	SS	8/19/04
CHECKED		
APPROVED		

SIZE X	PART NO. DMF-XX-R-N	REV. A
REF: S00016T	SCALE: NTS	SHEET 2 OF 2

6

5

4

3

2

1